

Research Award Management (RAM) Tracker was created to assist the [Office of Sponsored Programs](#) (OSP) with day-to-day management of award requests by providing real-time visibility of transaction status in process. The initial implementation of [RAM Tracker Transparency](#) provided campus users access to the tool and to view individual RAM Tracker information via the Events tab in the Proposal or Project modules in RAMSeS.

The **RAM Tracker Transparency Dashboard** provides a new search interface that allows individuals assigned certain departmental Backbone roles to search for/view RAM Tracker transactions in those departments.

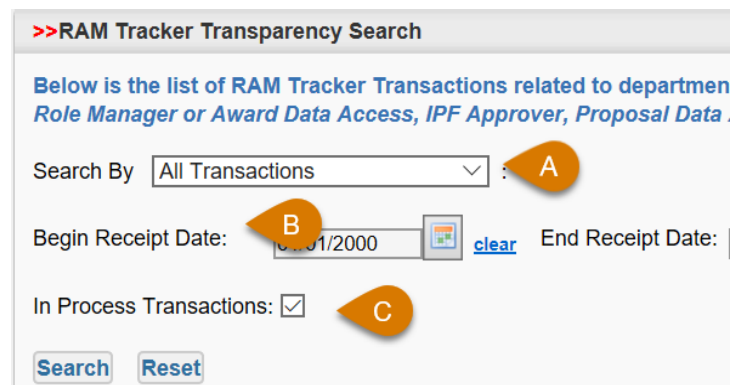
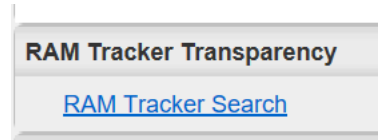
Only individuals with the following roles may access this search feature:

- Role Manager
- Award Data Access
- IPF Approver
- Proposal Data Access
- PS Project ID Manager

Any campus user with Admin Read-Only access will also be able to search/view Ram Tracker transactions for all departments. Access requests for RAM Tracker Transparency may be assigned by the [Backbone Role Manager](#) for each department/unit.

Accessing and Using the Search Interface



1. Start by **Logging in** to RAMSeS, with one of the roles listed above, *RAM Tracker Search* is visible on the left navigation column.
2. Then **Click on** RAM Tracker Search
RAM Tracker Transparency Search window opens
3. Search for Transactions by filtering the following:
 - A. Transactions Attributes:
 - All Transactions
 - Award Project Number*
 - Award Project Title
 - Completed in the last 30 days
 - IACUC Number
 - IRB Number
 - Lead PI
 - Proposal Number
 - PS Project ID
 - Sponsor
 - B. Receipt Dates
 - C. Unchecking or checking the “In Process Transactions” box



*Award Project Number is the NOT the IPF number; it is the award contract number Axx-xxxx.

The default view of the records displayed will be “In Process Transactions” for the department, sorted by highest to lowest based on the “Day’s Open” column. Sorting is available for all columns by clicking on the column field name.

>> My RAM Tracker Transactions

View: [New View](#)   Showing 1 - 4 Records of 4 Total Records Page Size: Page 1 of 1 pages

RT ID	Proposal	Award Project	Project ID	OSR Receipt Date	Days Open	RT Title	Dept Name	PI Name	Sponsor Name	IACUC ID	IRB ID	Transaction Type	Status	Current Owner
59413	18-4294	A16-0175	5101981	04/24/2019	48	ON HOLD - IRB - PAR for NCE	Biochemistry and Biophysics	Parise, Leslie	National Institutes of Health (NIH)	16-055.0	15-0651	IPAS	On Hold	Hamilton, Sarah
59418	18-4294	A16-0175	5101982	04/24/2019	48	ON HOLD - IRB - PAR for	Biochemistry and Biophysics	Parise, Leslie	National Institutes of Health (NIH)	16-055.0	15-0651	Budget Revisions	On Hold	Hamilton, Sarah

Customizing the Default View

Several view options are available for each column field. The “View Edit” screen is displayed below to capture the customization of views for the dashboard. An instructional video is forthcoming to guide users on using this feature.

Views Edit

Select View

- Default

View Name

Default Page Size

Select Column to Modify

- RT ID**
- Proposal
- Proposal ID
- Award Project ID
- Award Project
- Project ID
- OSR Receipt Date
- Days Open
- RT Title
- Dept Name
- PI PID
- PI Name
- Sponsor Name
- IACUC ID
- IRB ID
- Transaction Type
- Status
- Current Owner PID
- Current Owner
- Recent Complete
- In Process
- STATUSES ID

Column Attributes

Name:

Hidden: (Do not show column)

Label: (Column title)

Column Width:
(Not absolute! Column width depends on data width and the number of columns)

Data Attribute:

Wrap data to column width

Do NOT wrap data

Truncate data to column width

Style:

Text Font

Default Lucida Times Courier Arial

Text Size

Default Big bigger Small Smaller

Text Style

Bold *Italic* Underline

Text Color

Black Red Blue Green Purple UNC Blue

NOTE: There is a Javascript formater on this column that may effect the class use