



150+
Startups

8,000
Jobs Created

\$7 Billion
Annual Revenue



At Carolina, the research, discoveries, and creative activity of our faculty and students translate into new businesses and jobs. Today there are over 150 UNC-CH startup companies located in North Carolina that provide jobs to nearly 8,000 state residents.



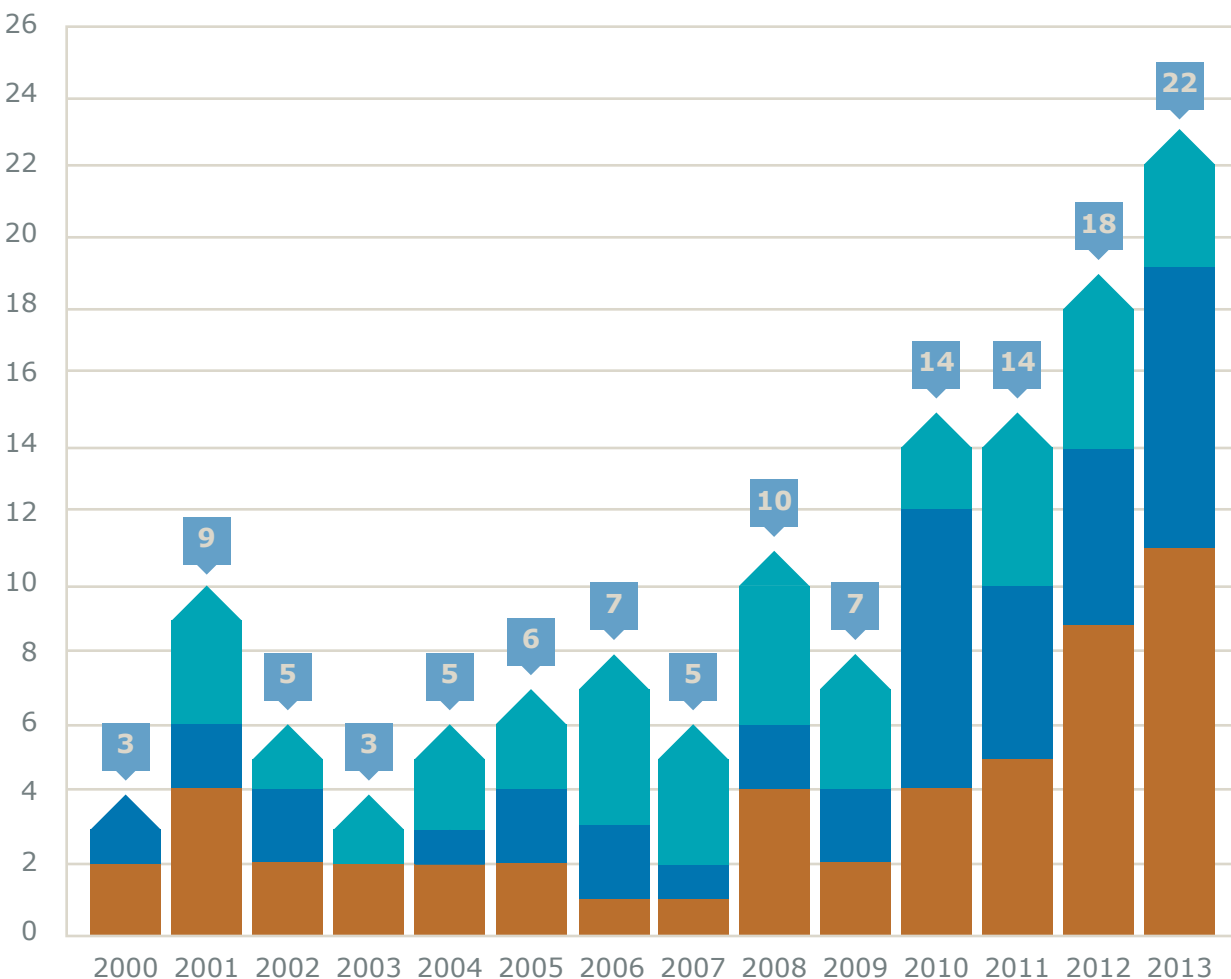
A major force in the state's economy, UNC-Chapel Hill drives economic prosperity by attracting the best and brightest minds to North Carolina and providing an environment that inspires creativity and discovery.

Carolina invests heavily to create a culture of entrepreneurship and a support network on campus that propels research and innovation into viable startup businesses.

Today there are more than 150 UNC-CH startup companies located in North Carolina that provide jobs to nearly 8,000 state residents. These companies employ 38,000 worldwide and bring more than \$7 billion in revenue back to North Carolina each year.

UNC NC Startups Per Year from 2000 - 2013

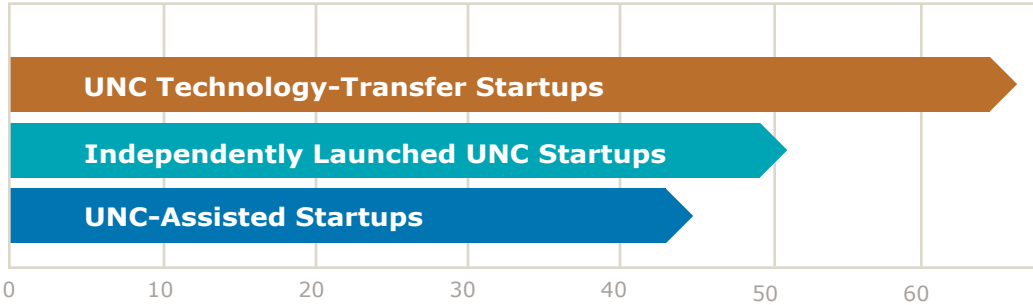
▲ Technology-Transfer ▲ Independently Launched ▲ UNC-Assisted ▲ Total Launched





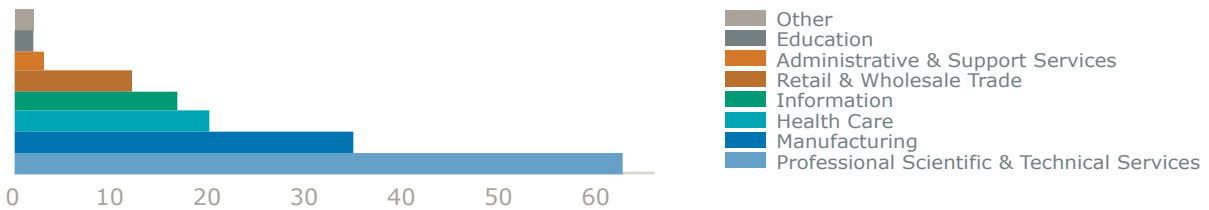
Total UNC NC Startups by Category from 1970 - 2013

Technology-Transfer Independently Launched UNC-Assisted



- UNC's 150+ startups employ nearly 8,000 people in North Carolina
- 35 companies manufacturing products in North Carolina
- Nearly one-half of UNC startups employ 5 or more people
- 9 major employers providing clinical-trials services
- 20% of UNC startups employ 15 or more people
- The average revenue of UNC's technology-transfer startups reporting profits is \$5 million
- 17 information and technology companies, including 8 software developers
- 1/3 of UNC startups are in the biotechnology industry, where median salaries are twice the average annual pay in North Carolina
- The average volume of venture capital received by UNC technology-transfer startups that report their financing is \$15 million

Industry Breakdown



UNC Tech Transfer Stats At A Glance *(Office of Technology Development, FY2014)*

Total Number of Invention Disclosures	156
Number of U.S. Patents Filed (includes Provisional)	142
Number of U.S. Patents Issued	34
Number of Licenses Granted	36
Number of Options Granted	0
Number of Companies Started	10
License Revenue Received	\$7.9 million
Patent Reimbursement	\$3.5 million
Total Expenditure on Patents	\$3.2 million

Stats subject to change until reported to AUTM in June 2015.